

HOW TO DISPOSE OF WASTE

Waste Separation Methods in Bangkok



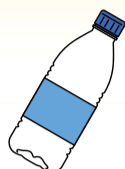
BMA



Recyclable waste




Aluminum cans



Water bottles



Glass bottles



Notebooks/books



Metal cans



Pump bottles/
opaque bottles



Newspapers




Cardboard boxes/
parcel boxes

How to dispose of recyclable waste

- 1 Empty the container of any liquid or food scraps (if any) and clean it thoroughly.
- 2 Store it in a transparent bag or bag that allows visibility.
- 3 Sell or donate
- 4 If you wish the BMA to collect your waste, properly tie the garbage bag. If using a black garbage bag, make sure to write or attach a sign, marking it as "Recyclable Waste". Then, place the bag at the designated waste disposal point and wait for collection by the district office.




Organic waste



Fruit peels



Vegetable scraps



Food scraps

How to dispose of recyclable waste

- 1 Pour out liquid and strain only food scraps.
- 2 Use for composting or as a component in animal feed.
- 3 If you wish the BMA to collect your waste, store it in a green bag or a transparent bag. Tie the bag securely and place it at the designated waste disposal point.
- 4 Wait for collection as specified by the district office.

Make sure to strain the soup/curry before disposal.



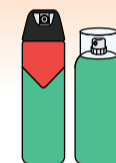
Hazardous Waste



Batteries



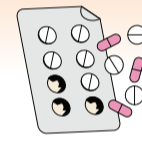
Light bulbs



Gas cans/
spray cans



Broken
chargers



Expired
medicines

How to dispose of recyclable waste

- 1 Store them in a transparent bag or a bag through which the contents are visible.
- 2 If using a black garbage bag, make sure to write or attach a sign marking it as "Hazardous Waste".
- 3 Dispose of them at designated waste collection point or wait for collection as specified by district office.



General waste



Snack packaging



Tissue papers/
wet wipes



Coffee cups



Food plastic bags



Toothpaste tubes



Refill pouches



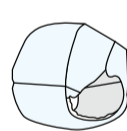
Foam boxes



Plastic bags



Textile waste




Disposable
diapers

How to dispose of recyclable waste

- 1 Collect waste in garbage bag and tie it properly.
- 2 Dispose of the garbage bag in the waste container or at the designated waste disposal point on the date and time specified by district office.



Occasional waste collection

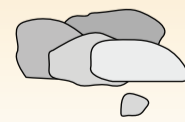


Bulky waste, such as mattresses, tables, beds, wood scraps, electrical appliances, sofas, chairs, etc.

- Call the district office responsible for your neighborhood to request services
- District offices distribute an announcement for the bulky waste collection schedule (free of charge).



Large amounts of branches, call to request service to collect branches, leaves, and shrubs from houses and buildings.



Construction and renovation debris from houses and buildings, such as stone, cement, concrete, and ceiling boards.

- Call to request construction and renovation debris collection service.

To collect large amounts of waste occasionally, request a service at the district office, and pay a fee for each request.

Request the service at

the Public Cleansing and Public Park Section of the district office responsible for your neighborhood.

For more information, contact the Environment Department at 0 2203 2936-7 or the Public Cleansing and Public Park Section of any of the 50 District Offices.